

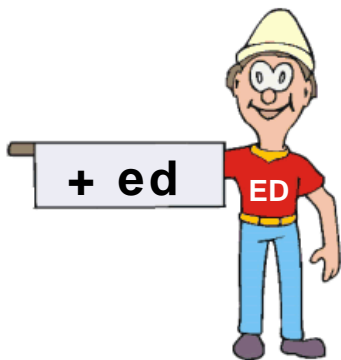
# ADD ED

## English Grammar & Spelling

### COPYRIGHT NOTICE:

Copyright © 2012 Fran Lafferty. All rights reserved.

Permission is granted to individuals who purchase these materials to print copies for personal home or classroom use only. NO permission is granted to make or share additional copies of individual pages or entire activity sets, either in digital or hard copy format, except as replacement copies for the purchaser's own use.















A Home Education Resources product  
[www.HomeEducationResources.com](http://www.HomeEducationResources.com)

### TIPS FOR PRINTING & USE:

If possible, print on card stock and laminate or cover with clear contact paper for durability.

#### Ideas for use:

1. For the most simple practice, use the top 3 "Ed" cards on page 2 with the word cards on page 3 to practice adding -ed with no spelling changes and without emphasis on pronunciation of the -ed ending.
2. For practice with spelling changes, use the middle 6 cards on page 2 with the red word cards on page 4. Have children record their new words on page 6 or 7, if desired.
3. For practice with pronunciation changes, use the bottom 3 cards on page 2 with the word cards on page 5. Words on the page are sorted by sound into vertical columns. Record new words on page 8, if desired.
4. For the most challenging play, use all the "Ed" cards together with all 72 word cards!

<p>Add Ed!</p> <p>+ ed</p> <p>walk walked</p> 	<p>Add Ed!</p> <p>+ ed</p> <p>walk walked</p> 	<p>Add Ed!</p> <p>+ ed</p> <p>walk walked</p> 
<p>y to i</p> <p>+ ed</p> <p>carry carried</p> 	<p>silent e</p> <p>+ ed</p> <p>hope hoped</p> 	<p>double it!</p> <p>+ ed</p> <p>hop hopped</p> 
<p>y to i</p> <p>+ ed</p> <p>carry carried</p> 	<p>silent e</p> <p>+ ed</p> <p>hope hoped</p> 	<p>double it!</p> <p>+ ed</p> <p>hop hopped</p> 
<p>"ed"</p> <p>+ ed</p> <p>sounded wanted</p> 	<p>"d"</p> <p>+ ed</p> <p>banged sprayed</p> 	<p>"t"</p> <p>+ ed</p> <p>hatched talked</p> 

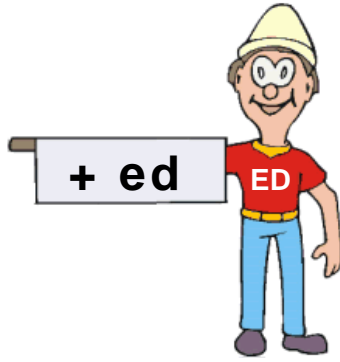


talk	play	count
turn	point	smell
snow	crack	honk
dream	bloom	blush
park	call	march
bang	hand	mail
splash	start	pack
crush	growl	rush

wave	cry	chop
shape	hurry	plan
shine	bury	scrub
breathe	marry	skip
force	study	clap
squeeze	party	stop
trade	dry	drip
stripe	spy	stir

want	chill	look
melt	smile	pick
land	mow	fluff
cheat	spoil	risk
pout	buzz	check
shred	pour	wish
tilt	try	choke
paint	stay	bark

Write the words  
you make when  
you "Add Ed"



walk  
walked

carry  
carried

hope  
hoped

hop  
hopped

---

---

---

---

---

---

---

---

---

---

---

---

---

---

---

---

---

---

---

---



y to i  
+ ed  
carry  
carried

silent e  
+ ed  
hope  
hoped

double  
it!  
+ ed  
hop  
hopped

---

---

---

---

---

---

---

---

---

---

---

---

---

---

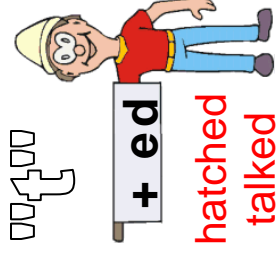
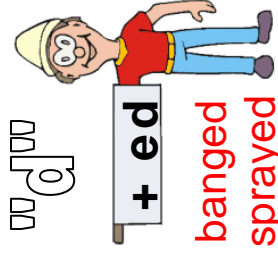
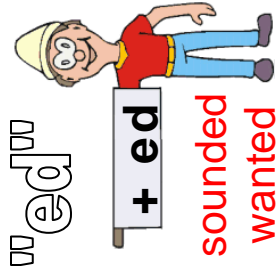
---

---

---

---





---

---

---

---

---

---

---

---

---

---

---

---

---

---

---

---

---

---

